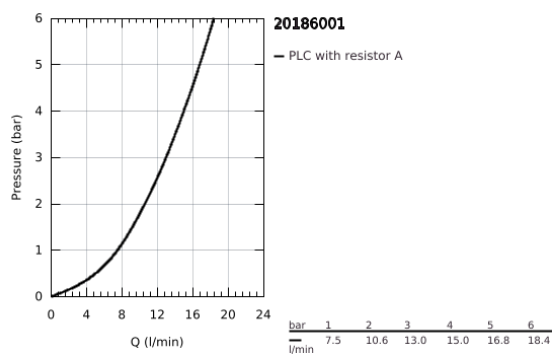
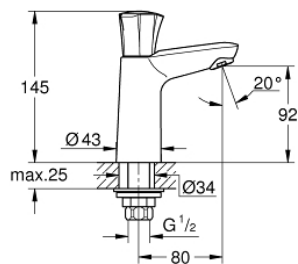


## 20 186 001 **COSTA L BASIN TAP 1/2"**

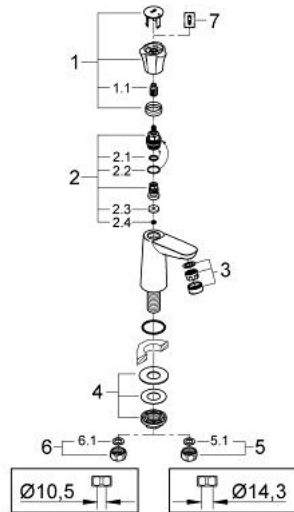


### PRODUCT DESCRIPTION

- Colour: chrome
- metal handle
- heat insulated
- screwable
- marking: blue
- GROHE Long-Life headpart
- cast spout with mousseur
- union nut 1/2" with 10.5 mm drilling
- GROHE Long-Life finish



## 20 186 001 **COSTA L BASIN TAP 1/2"**



### SPARE PARTS

- 1: Handle (Spare part-nr. 45994000)
- 1.1: Snap insert (Spare part-nr. 0538600M)
- 2: Headpart 1/2" (Spare part-nr. 07146000)
- 2.1: O-Ring Ø6 x Ø2 (Spare part-nr. 0128300M)
- 2.2: O-Ring Ø18,2 x Ø1,7 (Spare part-nr. 0392400M)
- 2.3: Seal (Spare part-nr. 0529100M)
- 3: Mousseur (Spare part-nr. 13929000)
- 4: Shank mounting kit (Spare part-nr. 45004000)
- 5: Coupling nut 1/2" x 14.5 mm (Spare part-nr. 1290200M)
- 5.1: Fibre seal dia. Ø 18,5 x Ø 12 x 2 (Spare part-nr. 0138900M)
- 6: Coupling nut 1/2" (Spare part-nr. 1290100M)
- 6.1: Fibre seal dia. Ø 18,5 x Ø 12 x 2 (Spare part-nr. 0138900M)
- 7: Screw for Costa/Avina products (Spare part-nr. 48013000)\*

\* Optional accessories