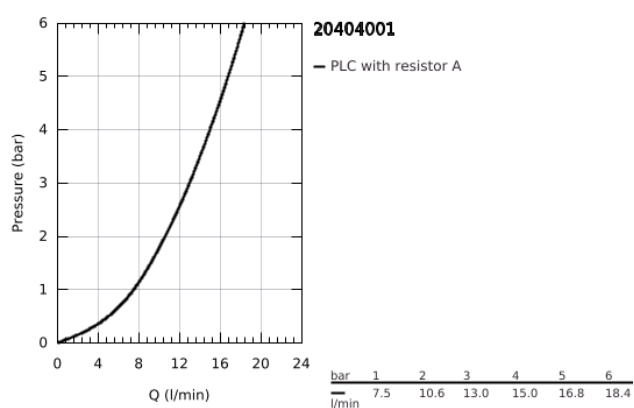
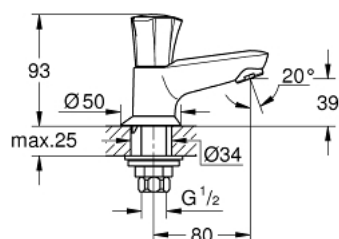


## 20 404 001 **COSTA L BASIN TAP 1/2"**

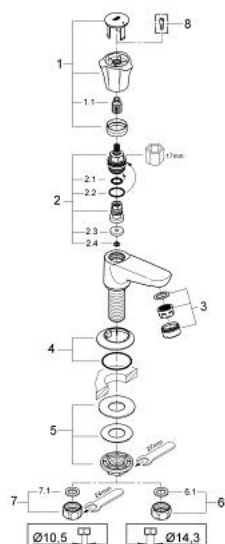


### PRODUCT DESCRIPTION

- Colour: chrome
- metal handle
- heat-insulated
- screwable
- marking: blue
- GROHE Long-Life headpart
- cast spout with mousseur
- union nut 1/2" with 10.5 mm drilling
- GROHE Long-Life finish



## 20 404 001 **COSTA L BASIN TAP 1/2"**



### SPARE PARTS

- 1: Handle (Spare part-nr. 45994000)
  - 1.1: Snap insert (Spare part-nr. 0538600M)
  - 2: Headpart 1/2" (Spare part-nr. 07146000)
  - 2.1: O-Ring Ø6 x Ø2 (Spare part-nr. 0128300M)
  - 2.2: O-Ring Ø18,2 x Ø1,7 (Spare part-nr. 0392400M)
  - 2.3: Sealing washer (Spare part-nr. 0529100M)
  - 3: Flow restrictor (Spare part-nr. 13929000)
  - 4: Escutcheon (Spare part-nr. 45996000)
  - 5: Shank mounting kit (Spare part-nr. 45004000)
  - 6: Coupling nut 1/2" x 14.5 mm (Spare part-nr. 1290200M)
  - 6.1: Fibre seal dia. Ø 18,5 x Ø 12 x 2 (Spare part-nr. 0138900M)
  - 7: Coupling nut 1/2" x 10.5 mm (Spare part-nr. 1290100M)
  - 7.1: Fibre seal dia. Ø 18,5 x Ø 12 x 2 (Spare part-nr. 0138900M)
  - 8: Screw for Costa/Avina products (Spare part-nr. 48013000)\*
- \* Optional accessories