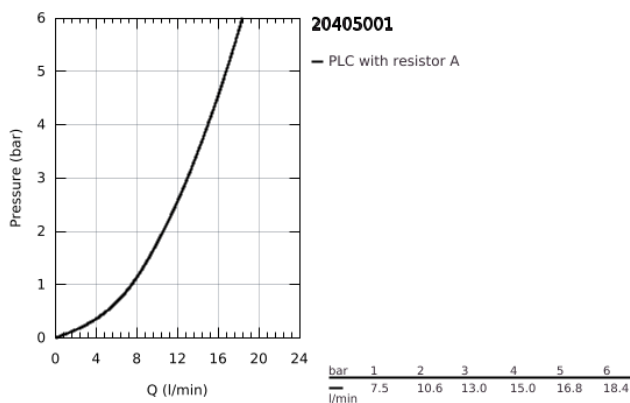
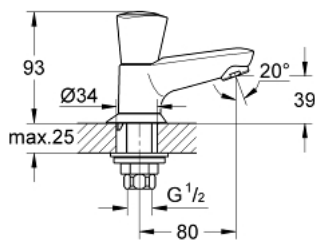


## 20 405 001 **COSTA S BASIN TAP 1/2"**

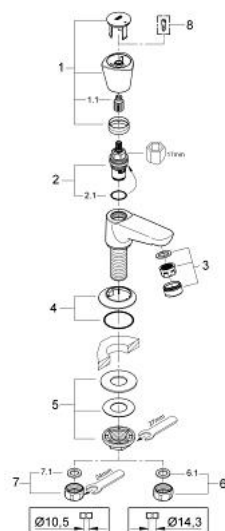


### PRODUCT DESCRIPTION

- Colour: chrome
- metal handle
- heat insulated
- screwable
- marking: blue
- Carbidur headpart
- cast spout with mousseur
- union nut 1/2" x 10.5 mm
- GROHE Long-Life finish



## 20 405 001 **COSTA S BASIN TAP 1/2"**



### SPARE PARTS

- 1: Handle (Spare part-nr. 45995000)
  - 1.1: Snap insert (Spare part-nr. 0538600M)
  - 2: Ceramic headpart, 1/2" (Spare part-nr. 45346000)
  - 2.1: O-Ring Ø18,2 x Ø1,7 (Spare part-nr. 0392400M)
  - 3: Mousseur (Spare part-nr. 13929000)
  - 4: Escutcheon (Spare part-nr. 45996000)
  - 5: Shank fastening assembly (Spare part-nr. 45000000)
  - 6: Coupling nut 1/2" x 14.5 mm (Spare part-nr. 1290200M)
  - 6.1: Fibre seal dia. Ø 18,5 x Ø 12 x 2 (Spare part-nr. 0138900M)
  - 7: Coupling nut 1/2" x 10.5 mm (Spare part-nr. 1290100M)
  - 7.1: Fibre seal dia. Ø 18,5 x Ø 12 x 2 (Spare part-nr. 0138900M)
  - 8: Screw for Costa/Avina products (Spare part-nr. 48013000)\*
- \* Optional accessories