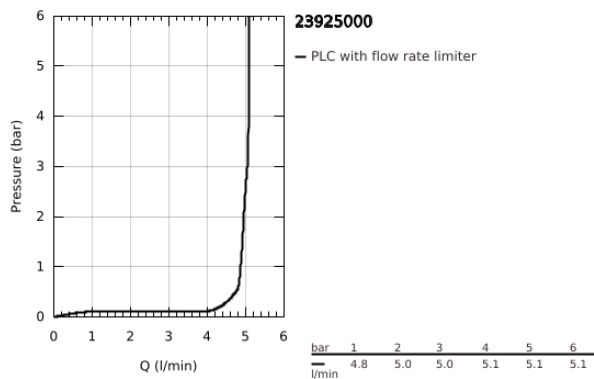
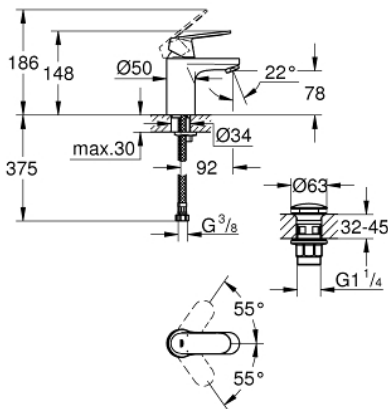


23 925 000 **EUROSMART COSMOPOLITAN BASIN MIXER 1/2"**
S-SIZE

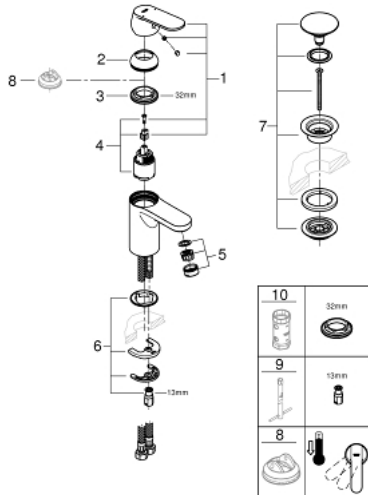


PRODUCT DESCRIPTION

- Colour: chrome
- single hole installation
- metal lever
- GROHE SilkMove 35 mm ceramic cartridge
- adjustable flow rate limiter
- adjustable minimum flow rate 2.5 l/min
- GROHE LongLife finish
- GROHE FastFixation installation system with centering support
- GROHE EcoJoy - less water, perfect flow
- maximum flow rate (at 3 bar): 5 l/min
- smooth body with push-open waste set 1 1/4"
- flexible connection hoses
- optional temperature limiter ref. no. 46 375
- noise classification I in accordance with DIN 4109



23 925 000 **EUROSMART COSMOPOLITAN BASIN MIXER 1/2"**
S-SIZE



SPARE PARTS

- 1: Lever (Spare part-nr. 46681000)
- 2: Cap (Spare part-nr. 46492000)
- 3: Screw coupling (Spare part-nr. 46460000)
- 4: Cartridge (Spare part-nr. 46374000)
- 5: Mousseur (Spare part-nr. 48159000)
- 6: Shank mounting kit (Spare part-nr. 46671000)
- 7: Waste set with push-open plug (Spare part-nr. 65807000)
- 8: Socket spanner (Spare part-nr. 19332000)*
- 9: Mounting wrench (Spare part-nr. 19017000)*
- 10: Temperature limiter (Spare part-nr. 46375000)*

* Optional accessories