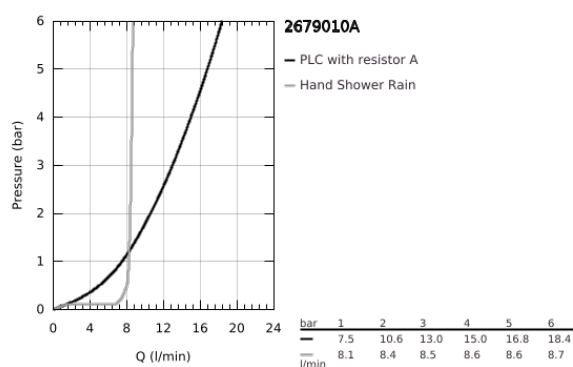
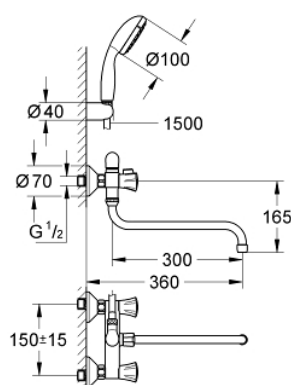


26 790 10A **COSTA L SOLID BASIN MIXER, 1/2"**

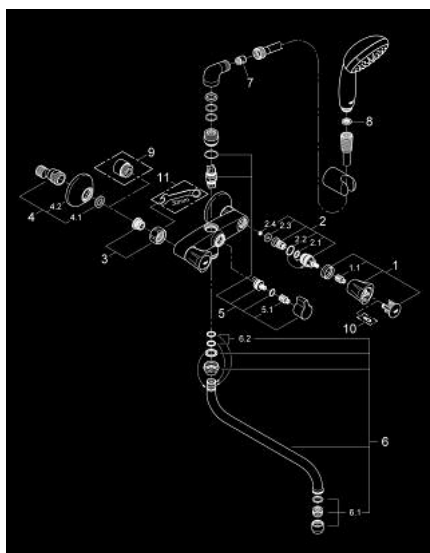


PRODUCT DESCRIPTION

- Colour: chrome
- wall mounted
- metal handles
- heat-insulated
- screwable
- GROHE Long-Life headpart
- diverter bath/shower
- S-unions
- connection angle 3/4" x 3/4" (12 419)
- spout 300 mm (13 017)
- hand shower Tempesta 100, 1 spray, 9.5 l/min (27 923)
- shower hose Relaxaflex 1500 mm 1/2" x 1/2" (28 151)
- wall shower holder (28 605)
- GROHE Long-Life finish



26 790 10A **COSTA L SOLID BASIN MIXER, 1/2"**



SPARE PARTS

- 1: Handle (Spare part-nr. 45994000)
- 1.1: Snap insert (Spare part-nr. 0538600M)
- 2: Headpart 1/2" (Spare part-nr. 07146000)
- 2.1: O-Ring Ø6 x Ø2 (Spare part-nr. 0128300M)
- 2.2: O-Ring Ø18,2 x Ø1,7 (Spare part-nr. 0392400M)
- 2.3: Sealing washer (Spare part-nr. 0529100M)
- 3: Screw joint (Spare part-nr. 45044000)
- 4: S-union (Spare part-nr. 12075000)
- 5: Repl.kit f.rotary valve (Spare part-nr. 48006000)
- 5.1: Snap insert (Spare part-nr. 0538600M)
- 6: Swivel tube spout (Spare part-nr. 13017000)
- 6.1: Flow restrictor (Spare part-nr. 13928000)
- 6.2: Sealing washer (Spare part-nr. 0128500M)
- 7: Non-return valve (Spare part-nr. 08565000)
- 8: Strainer (Spare part-nr. 0700200M)
- 9: Extension 3/4", 20 mm (Spare part-nr. 0713000M)*
- 10: Screw for Costa/Avina products (Spare part-nr. 48013000)*
- 11: Special Spanner (Spare part-nr. 19377000)*
- * Optional accessories