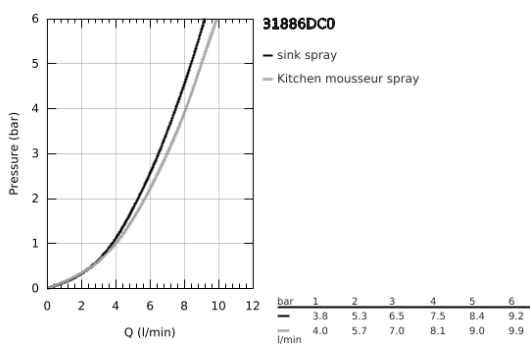
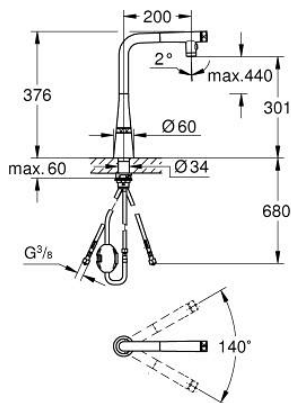


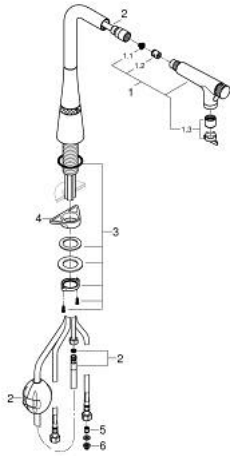
31 886 DC0 ZEDRA SMARTCONTROL SINK MIXER WITH SMARTCONTROL



PRODUCT DESCRIPTION

- Colour: supersteel
- single hole installation
- GROHE LongLife finish
- Dual Spray - switch between laminar spray and SpeedClean shower jet using diverter
- metal spray
- Pull-Out spout for greater flexibility
- MagneticDocking guarantees easy retraction and smooth docking of the spray head back to the starting position
- GROHE SmartControl - push for ON-OFF, turn for volume adjustment from minimum to full flow
- temperature adjustment by turning of mixing valve on body
- swivel tubular spout
- swivel area 140°
- protected against backflow
- flexible connection hoses
- metal fixation set
- Protected Water Ways no contact of water with lead or nickel inside the tap
- maximum flow rate (at 3 bar): 10 l/min
- min. recommended pressure 1.0 bar

31 886 DC0 ZEDRA SMARTCONTROL SINK MIXER WITH SMARTCONTROL



SPARE PARTS

- 1: Pull-Out spray (Spare part-nr. 48600DC0)
- 1.1: Dirt strainer (Spare part-nr. 0676800M)
- 1.2: Non-return valve (Spare part-nr. 08565000)
- 1.3: Flow straightener (Spare part-nr. 48275000)
- 2: Shower hose (Spare part-nr. 48488000)
- 3: Shank fastening assembly (Spare part-nr. 48384000)
- 4: Support plate (Spare part-nr. 05334000)
- 5: Non-return valve (Spare part-nr. 45881000)
- 6: Dirt strainer (Spare part-nr. 0676800M)