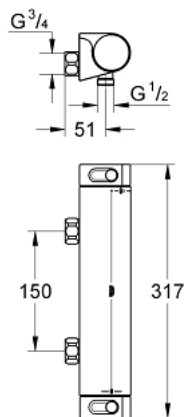
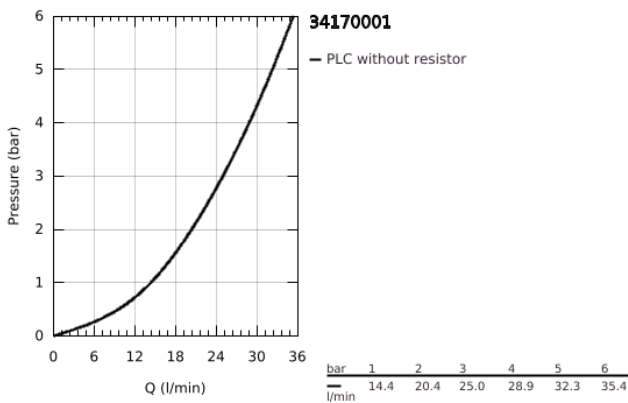


34 170 001 GROHTHERM 2000 THERMOSTATIC SHOWER MIXER 1/2"

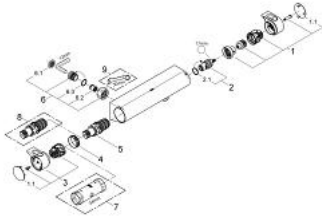


PRODUCT DESCRIPTION

- Colour: chrome
- wall mounted
- GROHE CoolTouch safety housing
- GROHE LongLife finish
- GROHE Aqua Paddles, ergonomically shaped handles
- GROHE SafeStop - safety button at 38°C
- GROHE SafeStop Plus - optional temperature limiter at 43°C included
- GROHE TurboStat - compact cartridge with wax thermoelement
- integrated mixed water shut off
- volume handle with FlowControl Button (button with individually adjustable stop)
- Carbodur ceramic headpart 1/2", 180°
- shower bottom outlet 1/2"
- built-in non return valves
- dirt strainers
- protected against backflow
- without connection unions
- chrome plated union nuts



34 170 001 GROHTHERM 2000 THERMOSTATIC SHOWER MIXER 1/2"



SPARE PARTS

- 1: Shut-off handle Aqua Paddle (Spare part-nr. 47916000)
 - 1.1: Cover cap (Spare part-nr. 4788300M)
 - 2: Ceramic headpart 1/2" (Spare part-nr. 45346000)
 - 2.1: O-Ring Ø18,2 x Ø1,7 (Spare part-nr. 0392400M)
 - 3: Temperature control handle (Spare part-nr. 47917000)
 - 3.1: Cover cap (Spare part-nr. 4788300M)
 - 4: retaining ring (Spare part-nr. 47743000)
 - 5: Thermostatic compact cartridge 1/2" (Spare part-nr. 47439000)
 - 6: Non-return valve (Spare part-nr. 47189000)
 - 6.1: Filter (Spare part-nr. 0726400M)
 - 6.2: Non-return valve (Spare part-nr. 08565000)
 - 6.3: O-Ring Ø17 x Ø2 (Spare part-nr. 0305500M)
 - 7: Socket spanner (Spare part-nr. 19332000)*
 - 8: GROHE TurboStat cartridge 1/2" (Spare part-nr. 47175000)*
- * Optional accessories